

Version 1: Before Editing

How to Play a Guitar with Ease and Confidence

Playing the guitar ~~easily and confidently~~with ease and confidence requires consistent practice and a solid foundation of basic techniques. Think about the most prominent guitarist — Glenn Gould. He didn't become a master overnight; he dedicated countless hours to practicing and perfecting his skills. It is ~~essential~~important to start with the basics, ~~so that's why~~ I prepared this guide to help you learn how to play the guitar ~~easily and confidently~~with ease and confidence.

By following these steps, you will gradually build your skills and develop a strong foundation in guitar playing. Remember, practice is ~~critical~~key, so ~~make sure to set aside regular~~ practice ~~time~~time for practicing and be patient with yourself as you progress.

Why Learn to Play a Guitar?

Learning to play the guitar offers numerous benefits. Firstly, it is a great way to express your creativity and emotions through music. Whether you want to write your ~~own~~ songs

Not accurate: Glenn Gould was a pianist not a guitarist. Here are some of the famous guitarists you can check out for this part:

- Jimi Hendrix
- Steve Hackett
- Gary Clark Jr.

Sinamile Mchunu
07.02.2024 12:25


I suggest we erase this info because there's a P0 featured snippet for this keyword, so we must answer the question above the fold. Also, check out the top 3 highest ranking pages for this keyword; they outline the steps right after the introduction using H2s. We want to ensure the same standards are followed for optimizing this piece for P0. I know this may sound confusing, so let me know if you have any questions.

Sinamile Mchunu
07.02.2024 12:30

info@bcbot.ai 

888-836-6720 

bcbot.ai 





or play covers of your favorite artists, the guitar allows you to create beautiful melodies and captivating rhythms.

Additionally, playing the guitar can be a form of stress relief and relaxation. The act of strumming the strings and producing music can ~~help to~~ calm your mind and provide a sense of satisfaction. Finally, learning to play the guitar can also enhance your social life by allowing you to connect with other musicians and participate in jam sessions or performances.

How to Play a Guitar in 5 Easy Steps

Let's remove this!

Sinamile Mchunu
07.02.2024 12:30

Here's how to play ~~the guitar~~ guitar with ease in 5 easy steps:

Step 1: Familiarize Yourself with the Guitar

Before you can start playing, ~~you must~~ it's essential ~~important to~~ familiarize yourself with the different parts of the guitar. Learn the names of the strings (E, A, D, G, B, E) and how to tune them. Get comfortable holding the guitar and positioning your fingers on the frets. Take the time to explore the different sounds and tones you can create by plucking or strumming the strings. By becoming familiar with the instrument, you'll feel more confident and ready to dive into playing.

Step 2: Learn Basic Chords and Finger Placement

Chords are the building blocks of guitar playing, so ~~learning the basic ones is crucial~~ it's ~~crucial to learn the basic ones first~~. Start with open chords, ~~played using open strings,~~

info@bcbot.ai 

888-836-6720 

bcbot.ai 



~~and which are played using open strings and are~~ easier to master. Common open chords include C, D, E, G, and A. Practice placing your fingers on the correct frets and strumming each chord until you can produce a clear sound. ~~You can progress to barre chords, and more complex chord shapes as you become more comfortable~~As you become more comfortable, you can progress to barre chords and more complex chord shapes.

Step 3: Develop Proper Strumming Technique

Strumming is an essential skill for any guitarist. To develop a solid strumming technique, ~~practise~~start by practicing basic downstrokes and upstrokes. Use a pick or your fingers, whichever feels more comfortable for you. Focus on maintaining a steady rhythm and keeping the strums even. ~~As you gain proficiency, experiment with different strumming patterns and incorporate accents or palm muting for added dynamics.~~

Let's use bulleted list to make this easy to read and scan.
Sinamile Mchunu
07.02.2024 12:40

Step 4: Learn to Read Guitar Tabs and Sheet Music

~~Learning to read guitar tabs and sheet music is essential to~~To expand your repertoire and play a ~~broader~~wider range of songs, learning how to read guitar tabs and sheet music is important~~it's important to learn how to read guitar tabs and sheet music~~. Guitar tabs provide a simplified visual representation of where to place your fingers on the fretboard, while sheet music gives you a more detailed musical notation. Take the time to familiarize yourself with both systems, as they will open up a world of possibilities for your playing.

Step 5: Practice, Practice, Practice!

info@bcbot.ai 

888-836-6720 

bcbot.ai 



Practice is the key to becoming a proficient guitarist, regardless of your

talent~~No matter how talented you are, practice is the key to becoming a proficient guitarist.~~ Set aside dedicated practice time each day, even if it's just 15 minutes. Focus on the areas that challenge you the most and gradually increase the difficulty of the exercises or songs you're working on. Remember to be patient with yourself and celebrate small victories along the way. With consistent practice, you'll be amazed at how quickly you progress and how playing the guitar becomes second nature to you.

Book a Lesson with a Professional Guitarist!

If you're serious about taking your guitar playing to the next level, consider booking a lesson with a professional guitarist. We can provide valuable guidance, **and** personalized instruction, and help you fine-tune your technique. We'll also help you set goals and create a practice plan that suits your **individual** needs. Book now!

Version 2: After the Editing Process

How to Play a Guitar with Ease and Confidence

info@bcbot.ai 

888-836-6720 

bcbot.ai 



Playing the guitar quickly and confidently requires consistent practice and a solid foundation of basic techniques. Think about the most prominent guitarist — Glenn Gould. He didn't become a master overnight; he dedicated countless hours to practicing and perfecting his skills.

It is essential to start with the basics. So, I prepared this guide to help you learn how to play the guitar quickly and confidently. Here's how to play the guitar with ease in 5 easy steps:

Step 1: Familiarize Yourself with the Guitar

Before you can start playing, you must familiarize yourself with the different parts of the guitar. Learn the names of the strings (E, A, D, G, B, E) and how to tune them. Get comfortable holding the guitar and positioning your fingers on the frets.

Take the time to explore the different sounds and tones you can create by plucking or strumming the strings. By becoming familiar with the instrument, you'll feel more confident and ready to dive into playing.

Step 2: Learn Basic Chords and Finger Placement


Chords are the building blocks of guitar playing, so learning the basic ones is crucial. Start with open chords, played using open strings, and easier to master. Common open chords include C, D, E, G, and A.

Practice placing your fingers on the correct frets and strumming each chord until you can produce a clear sound. You can progress to barre chords, and more complex chord shapes as you become more comfortable.

info@bcbot.ai 

888-836-6720 

bcbot.ai 



Step 3: Develop Proper Strumming Technique

Strumming is an essential skill for any guitarist. To develop a solid strumming technique:

1. Start by practicing basic downstrokes and upstrokes.
2. Use a pick or your fingers, whichever feels more comfortable for you.
3. Focus on maintaining a steady rhythm and keeping the strums even.

As you gain proficiency, experiment with different strumming patterns and incorporate accents or palm muting for added dynamics.

Step 4: Learn to Read Guitar Tabs and Sheet Music

Learning to read guitar tabs and sheet music is essential to expand your repertoire and play a broader range of songs. Guitar tabs provide a simplified visual representation of where to place your fingers on the fretboard, while sheet music gives you a more detailed musical notation.

Take the time to familiarize yourself with both systems, as they will open up a world of possibilities for your playing.


Step 5: Practice, Practice, Practice!

Practice is the key to becoming a proficient guitarist, regardless of your talent. Set aside dedicated practice time each day, even if it's just 15 minutes. Focus on the areas that challenge you the most and gradually increase the difficulty of the exercises or songs you're working on.

info@bcbot.ai 

888-836-6720 

bcbot.ai 






Remember to be patient with yourself and celebrate small victories along the way. With consistent practice, you'll be amazed at how quickly you progress and how playing the guitar becomes second nature to you.

Book a Lesson with a Professional Guitarist!

If you're serious about taking your guitar playing to the next level, consider booking a lesson with a professional guitarist. We can provide valuable guidance and personalized instruction and help you fine-tune your technique. We'll also help you set goals and create a practice plan that suits your needs. Book now!

info@bcbot.ai 

888-836-6720 

bcbot.ai 